

# MELFA Technical News

BFP-A6079-0372

October 2024

**Subject: MELFA Sample Library GOT Sample Screen Data and FB Library Update**
**Applicable to: MELFA ASSISTA/FR/CR Series**

Thank you for your continued support of Mitsubishi industrial robot “MELFA”.  
The sample library for MELFA FR series has been updated. We'll let you know what's new below.

## 1. Add FB Library for iQ Care MELFA Support

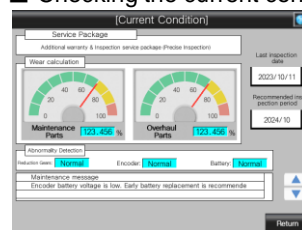
iQ Care MELFA Support monitoring services are available from GOT.

### Restoring the automatic backup data



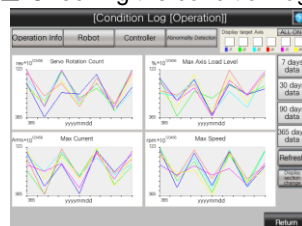
Backup data automatically saved by the recovery function can be restored from the GOT to the robot.

### Checking the current condition




The wear level and error detection status of the service parts and overhaulable parts currently used can be checked.

### Checking the condition log



Daily robot condition information (operation information, robot information, controller information, and error detection information) can be checked in graphs. Analysis of the operating status and confirmation of maintenance requirements are possible from the GOT.

### Checking the iQ Care MELFA Support information



The current plan, warranty status, warranty period, etc. can be checked.



On-site GOT allows maintenance operation and status check of the robot.

Note 1) Requires iQ Care MELFA Support option.

Note 2) Only **R-Type** robot controllers are supported.

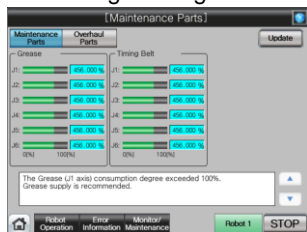
Note 3) A GOT (GT25 or GT27 series) and an MELSEC iQ-R Series PLC (R04CPU or higher) are required.

\*Please refer to the sample library manual for details.

## 2. Predictive maintenance screen added to FB library for robot CPU units

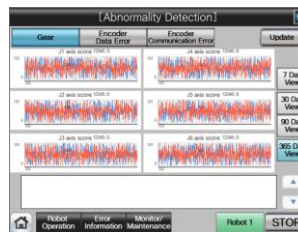
Predictive maintenance screen has been added to the FB library for robot CPU units (for R-Type) that is now available.

### ■ Checking the degree of wear and tear



The degree of wear and tear of maintenance and overhaul parts can be checked from the GOT.

### ■ Confirmation of abnormality detection status



You can graphically check the transition of scores indicating abnormal conditions of robot drive system components.

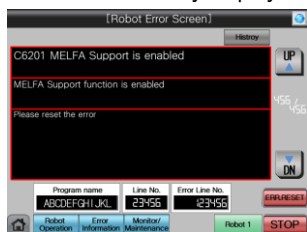
Note ) To use the Predictive Maintenance screen, one of the following options is required

- 1) MELFA Smart Plus: Predictive maintenance function enabled
- 2) iQ Care MELFA Support: 1 year after service subscription or during warranty period

## 3. Updated robot error messages in GOT sample screen data

The robot error messages registered in the published GOT sample screen data have been updated to error contents equivalent to the robot software version D2.

### ■ Robot abnormality display screen



Updated robot error messages displayed in GOT.

### ■ Related Product Information

-Sample library(Japanese language only):

<<https://www.mitsubishielectric.co.jp/fa/download/software/search.do?mode=lib&kisyu=/robot>>

-iQ Care MELFA Support(Japanese language only):

<<https://www.mitsubishielectric.co.jp/fa/products/rbt/robot/pmerit/melfasupport/index.htm>>